

● **MS5 Series**  
Low-profile T5 Direct



# Optimum performance



T8



T5

T5 lamp and ballast technology is a quantum leap in terms of *performance* and *size*. The 5000-lumen-output T5HO is 40 percent smaller than the T8! The MS5 Series meets the T5 and T5HO design challenges such as lamp size, luminous intensity and 35°C operating temperature, while featuring a diminutive appearance. Now a variety of demanding spaces can be addressed with compact, less-obtrusive, performance-driven luminaires.

- 95% lumen maintenance
- High luminaire efficacy
- 82 color rendition index

The MS5 Series creates a T5 solution for surface-mount and suspended direct applications, from contemporary ambient environments to focused task lighting.



## Architectural Cove

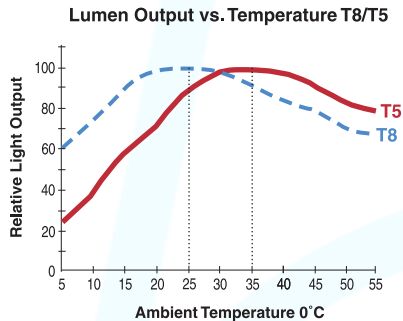
- Low profile – minimized cove size
- Asymmetric reflectors for optimum light projection
- T5HO high-lumen package available
- Staggered options for uniformity
- Suitable for use with architectural molding



## Retail

- Quality merchandising – excellent CRI
- Increased light levels
- Low maintenance
- Contemporary appearance
- Suspended or surface-mounted

# ... in a micro package!



Optimizing T5 performance demands a thorough understanding of this leading-edge technology. *Low-profile T5 direct* luminaires must provide precise optical control, quality illumination, and maximum light output at the optimum luminous operating temperature. The *MS5 Series* meets all design requirements, plus offers various optical capabilities to create an unsurpassed array of T5 and T5HO lighting solutions for specific applications.

- One or two lamps (T5 or T5HO)
- Symmetric or asymmetric
- Solid or perforated
- Painted, galvanized or Miro™ finishes

## MS5 – perfect integration of *high performance & low-profile size.*



### Renovation

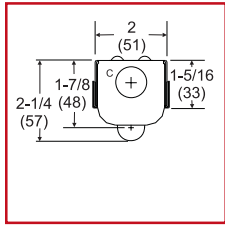
- Styles & finishes to complement surrounding architecture
- Versatile mounting
- T5HO high-lumen package available
- Easy to install
- Low maintenance



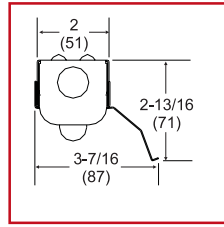
### Warehousing / Manufacturing

- Increased light levels for higher mounting heights (T5HO)
- Low-profile task lighting
- Excellent aisle lighting
- Heavy-duty, 20-gauge steel
- Polyester powder-coated for demanding environments

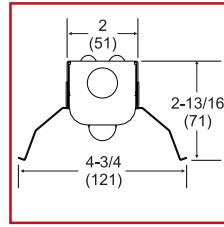
## Configurations Inches (millimeters)



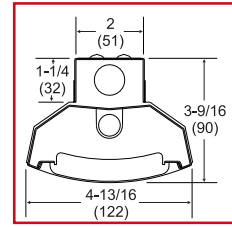
One or Two Lamps



Asymmetric  
(ASMR)



Symmetric  
(SMR)



Louver  
(SBL)


## Reflector Style and Finish



Solid or Perforated Painted



Solid or Perforated Galvanized  
(GALV)



Solid or Perforated Miro™  
(SAR95)

## Lamp Comparison (Electronic Ballasts)

	T5	T5HO	T8
Lamp Designation	F28T5/800	F54T5/HO/800	F32T8/700
Initial Lamp Lumens	2900 @ 35°C	5000 @ 35°C	2850 @ 25°C
Ballast Factor	1.0	1.0	0.88
Ballast Input Watts – 2 Lamps	62	117	58
Color Rendering Index (CRI)	82	82	75 – 78
Lamp Lumen Depreciation	0.95	0.95	0.90

## Nominal vs. Actual Lengths

		2'	3'	4'	8'
MS5 Channel	1 or 2 lamps	22-1/2"	34-1/4"	46-1/16"	92-1/16"
MS5SS Channel	1 lamp	22-1/2"	34-1/4"	46-1/16"	88-1/16"
	2 lamps	26-1/2"	38-1/4"	50-1/16"	96-1/16"

## Ordering Information

Examples: **MS5 1 54T5HO SMR MVOLT GEB10PS**

### MS5

Series	Number of lamps	Lamp type	Configuration	Finish	Reflector style	Options
MS5 T5 low-profile direct  For tandem double-length unit, add prefix T. <sup>1</sup> Example: TMS5	1, 2  Not included.	14T5 14W T5 (22")	(blank) No reflector	(blank) White	(blank) Solid	GEB10PS Electronic ballast, ≤10% THD, Program Start  GLR Internal fast-blow fuse <sup>4</sup> GMF Internal slow-blow fuse <sup>4</sup> PLF_ Plug-in wiring, specify 1, 2 or 3 branch circuits and hot wires (A=black, B=red, C=blue, AB or AC)  EL55 Emergency battery pack (nominal 390-700 lumens; consult factory) <sup>1,4</sup>  CSA CSA Certified
		21T5 21W T5 (34")	ASMR Asymmetric reflector	SAR95 Specular aluminum reflector-Miro™ (white channel)	PERF Perforated	
		24T5HO 24W T5 HO (22")	SMR Symmetric reflector	GALV Galvanized	Voltage <b>347<sup>2</sup>, MVOLT<sup>3</sup></b> Others available.	
		28T5 28W T5 (46")	SBL White straight blade louver assembly (solid white reflectors included) <sup>1</sup>			
		39T5HO 39W T5 HO (34")				
54T5HO 54W T5 HO (46")						

#### NOTES:

- 1 Available with 28W and 54W only.
- 2 Available with 54W only.
- 3 MVOLT (120-277V).
- 4 Specify voltage.

For more information on the staggered version, see MS5SS spec sheet or visit [www.lithonia.com/T5](http://www.lithonia.com/T5).