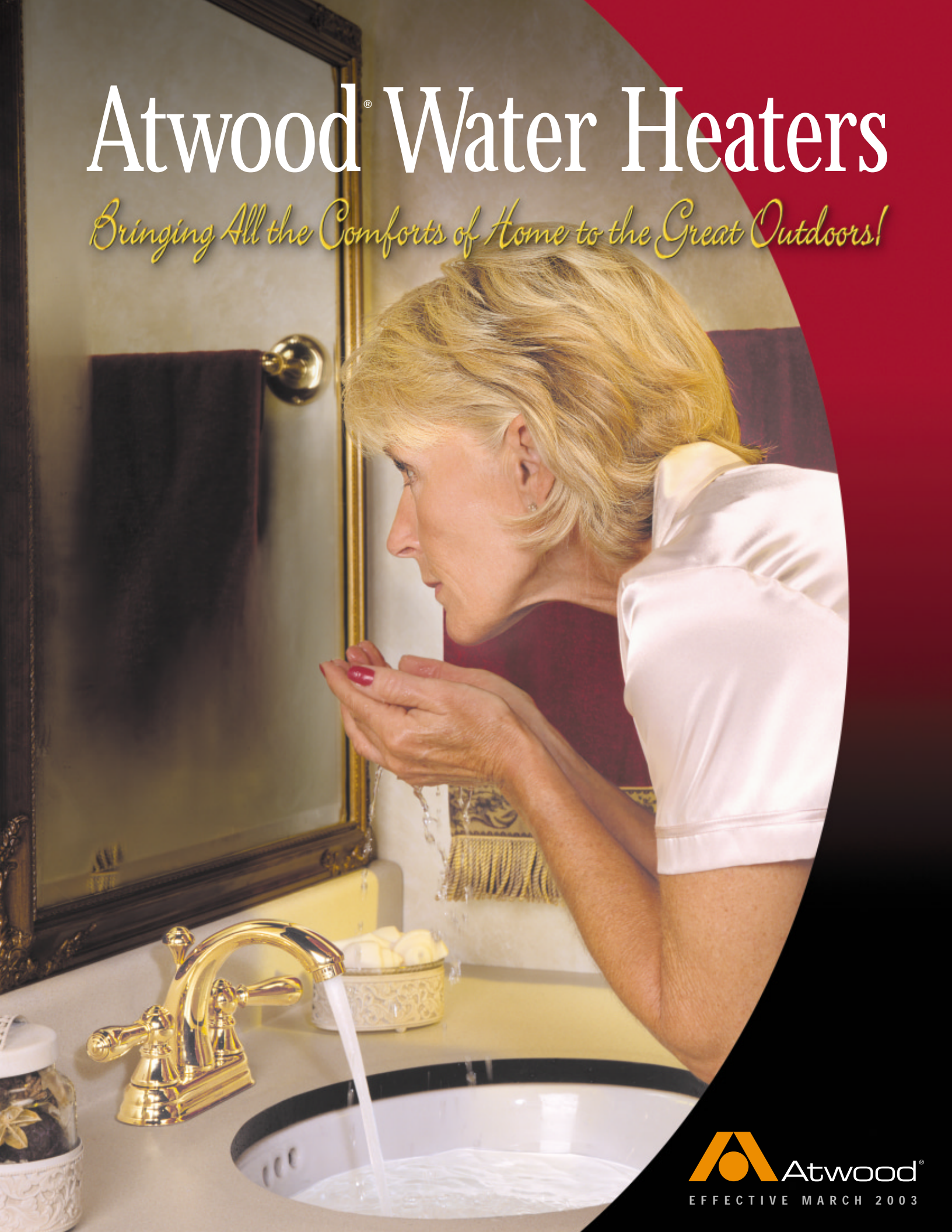


Atwood® Water Heaters

Bringing All the Comforts of Home to the Great Outdoors!



Atwood Water Heaters



The Next Generation of Atwood Water

Having hot water has never been easier with the next generation of **Combination Gas/Electric Water Heaters** from Atwood Mobile Products.

Microprocessor Technology

- Gas and Electric Lockout
- 3 Try Ignition
- 2 Amp Automotive Fuse
- Circuit Board is compatible with past gas powered water heaters

Conveniently Located T-Stat and ECO

- T-Stat and ECO located in front
- No switches in rear of heater

New Dual Switch Panel

- Eliminates need for 120-volt remote switch
- Electric element powered by 12-volt relay
- Can be wired to low voltage monitor panel switches

Depth Dimensions of 6-gallon water heater reduced by 1/2"



Electronic Ignition

Convenience and safety. A simple flip of the switch from inside the coach turns the water heater on or off.



Pilot Re-Light Ignition

Worry-free design. Light it once and forget it. Automatically re-lights if wind or other conditions extinguish the flame.



Pilot Ignition

Economical, time-tested performance. The pilot is manually lit when the destination is reached and hot water is available in less than one half hour.

Advanced Designs Deliver Hot Water Faster

Greater Overall Efficiency

Incorporating advanced design concepts, Atwood water heaters are the most efficient, versatile heaters available for recreation vehicles—making it easier than ever to travel with the comforts of home.

Lightweight

Never before has the issue of weight been as important as it is today. At dry weight, Atwood six-gallon models are 14 pounds lighter than competitive models; 10 gallon models are 30 pounds lighter.

Fuel-Saving Flexibility

Atwood water heaters operate on L.P. gas. In addition, there are models that operate from an electric source, with an engine coolant heat exchanger or both. With the electric option, the heater can be run either off an electrical hook up or a generator. The heat exchanger safely transfers otherwise

wasted energy from the engine-cooling system of a motorized coach to the water heater during travel. When you arrive at your destination, hot water is available immediately. You save energy, time and money!

Additional Features Include:

Serviceable—98% of all serviceable components are accessed through the exterior door. Access means that if you do need service, it's easy and no one has to enter your coach to perform the work. Service time is reduced and you have peace of mind when you travel.

Multiple protection features—The high temperature limit switch, thermostat and pressure and temperature relief valve, prevent problems before they happen. An externally sealed combustion chamber keeps the outside of the unit cleaner.

Pre-skin installation—Atwood water heaters can be set in place, connected and tested on the coach floor before setting the sidewalls in place. This gives manufacturers more flexibility in construction.

Matching access doors—Atwood access doors are painted with tough, durable paint in a variety of popular colors. This ensures that the all important exterior look and styling is kept clean and uncluttered looking.

Mounting options—All 6 and 10 gallon models can be flush mounted into the RV sidewall for a more integrated, attractive appearance. All 6 gallon models fit into a single 12⁵/₈" x 16¹/₄" cutout size. All 10 gallon units use the same cutout width as the 6 gallon models and require only an additional 3" of cutout height.

Atwood Water Heater Specifications

Atwood Water Heater Selection Guide

Model No.	OEM Part No.	AfterMarket Part No.	Capacity		Energy Source		Input		Recovery Gallons (liters) per Hour		Unit Weight Pounds (kg)					
			6.0 gal (22.7 liters)	10.0 gal (37.9 liters)	LP Gas	Electric	Heat Exchange	Gas 8,800 BTU	Gas 10,000 BTU	Electric 1400 Watt	7.4 (28) Gas	8.5 (32.1) Gas	6.2 (23.4) Electric	13.6 (51.4) Gas/Electric	14.7 (55.5) Gas/Electric	19 (8.6)
COMBINATION GAS/ELECTRIC WATER HEATERS																
GCH6A-10E	96158	▲ 96163	●	●	●	●	●	●	●	●	●	●				
GC6AA-10E	96160	—	●	●	●	●	●	●	●	●	●	●				
GC10A-4E	94018	▲ 94022	●	●	●	●	●	●	●	●	●	●				
GCH10A-4E	94019	▲ 94023	●	●	●	●	●	●	●	●	●	●				
ELECTRONIC IGNITION WATER HEATERS																
G6A-8E	96220	▲ 96121	●	●	●	●	●	●	●	●	●	●				
GH6-8E	96270	▲ 96136	●	●	●	●	●	●	●	●	●	●				
G10-3E	94102	▲ 94191	●	●	●	●	●	●	●	●	●	●				
PILOT RE-LIGHT WATER HEATERS																
G6A-7P	96365	—	●	●	●	●	●	●	●	●	●	●				
G10-2P	94140	—	●	●	●	●	●	●	●	●	●	●				
GC10A-2P	94151	—	●	●	●	●	●	●	●	●	●	●				
PILOT WATER HEATERS																
G6A-7	96202	▲ 96110	●	●	●	●	●	●	●	●	●	●				
GC6AA-8	96153	▲ 96117	●	●	●	●	●	●	●	●	●	●				
G10-2	94120	▲ 94180	●	●	●	●	●	●	●	●	●	●				
GC10A-2	94131	▲ 94186	●	●	●	●	●	●	●	●	●	●				

▲ These part numbers are boxed units for retail, dealer and distributor sales.

DIMENSIONS

COMBINATION GAS/ELECTRIC

Single Switches Installation (2 Required)

New Dual Switch Installation

WATER HEATER DIMENSIONS 6 GALLON MODELS

A		B		C		D	
in.	mm	in.	mm	in.	mm	in.	mm
16	406.4	12.5	317.5	16.5	419.1	18.0	457.2

WATER HEATER DIMENSIONS 10 GALLON MODELS

A		B		C		D	
in.	mm	in.	mm	in.	mm	in.	mm
16	406.4	15.5	393.7	19.7	500.4	20.8	528.3

SHIPPING SPECIFICATIONS 6 GALLON MODELS

Shipping Wt.		Carton Length		Carton Width		Carton Depth	
lbs.	kg	in.	mm	in.	kg	in.	mm
25	11.34	17.25	438.2	20.25	514.4	20.5	520.7

SHIPPING SPECIFICATIONS 10 GALLON MODELS

Shipping Wt.		Carton Length		Carton Width		Carton Depth	
lbs.	kg	in.	mm	in.	kg	in.	mm
32	14.2	20.75	527.0	20.25	514.4	20.5	520.7

SWITCHES	
Description	Part Number
Single Switch White	91859
Single Switch Black	91959
Dual Switch (White Only)	91230

Atwood Marine Water Heaters



Model E-20

Model EHM-11

Model SST-10

Model EHM-6

Model EHM-4

Creating the Standard in the Boating Industry

Atwood has designed and manufactured water heaters for recreation vehicles for more than 30 years. Our engineering, manufacturing and application expertise have been honed by time and the experience of supplying millions of water heaters. Almost 20 years ago, Atwood applied this specialized knowledge to meet the needs of the marine industry. In doing so, we designed the water heaters that have become the standard in the boating industry.

Performance

Our water heaters have been designed not only to heat water quickly and efficiently, but to also deliver every ounce of usable hot water possible from the tank. Atwood water heaters perform reliably, assuring customer satisfaction and full use of hot water benefits designed in your pleasure boats.

Additional Features Include:

Forgiving incolloy element—

Each Atwood electric water heater is equipped with a high quality 120 volt/1400 watt incolloy® heating element designed to withstand accidental operation in an empty tank. A 220

volt/1500 watt version is also available. The electrical system is ignition protected and meets UL specifications.

Safe and efficient heat exchangers—

To quickly heat water when under power, Atwood has developed efficient heat exchangers. Each heat exchanger is specifically designed for the water heater's capacity resulting in heat up times superior to competitive models. These heat exchangers ensure safety by using a unique double tube construction which prevents



With casings constructed of highly corrosion-resistant aluminum, Atwood water heaters resist even the harshest marine environments.

any possibility of engine coolant contaminating the fresh water system.

Corrosion resistant exterior—The casing of every Atwood electric water heater is constructed from corrosion resistant materials and then carefully painted to stand up against the most corrosive marine environments. Special attention to detail on edges and corners helps assure greater handling safety.

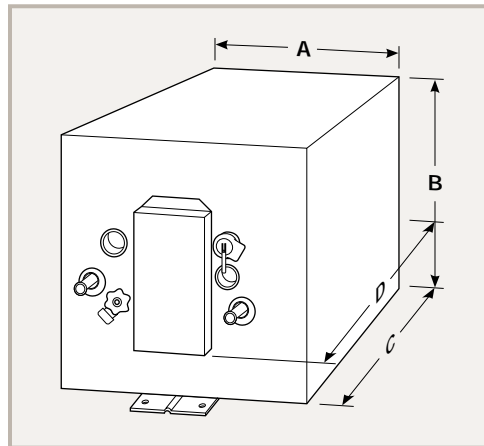
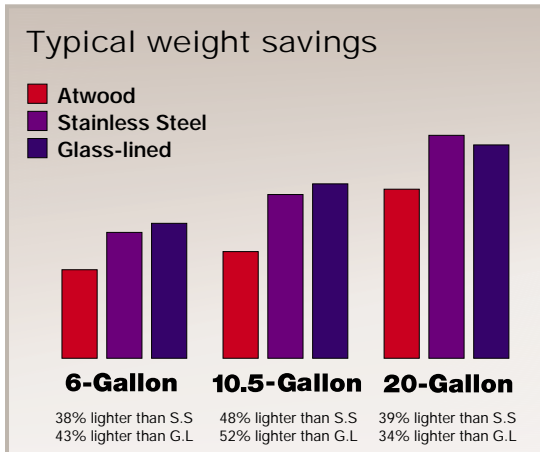
Designed for installation flexibility—

The cubic shape and lightweight aluminum-alloy tank offers greater flexibility for water heater location in floor plans.

Compliance—All 220/vac models carry the CE mark and comply with ISO 8846 "Ignition Protection." A unit for installation in a 75 P.S.I. system is available.

Note: volume will be slightly less.

Atwood Marine Water Heater Specifications



Atwood Marine Water Heaters Offer Substantial Weight Savings

Through the years, Atwood has advanced the technology and the application of highly specialized aluminum alloys used in forming the tanks of our water heaters. This technology delivers superior tank life, while allowing us to maintain substantial weight savings over all competitive models and greater design flexibility in location of the water heater for boat manufacturers. All marine water heaters have a recovery rate of 7.21 gallons per hour.

MARINE WATER HEATER SELECTION GUIDE AND DIMENSIONS															
Part No.	Model No.	Description	Electric Input	Capacity*		Net Wt. (Empty)		A		B		C		D	
				gal.	liters	lb.	kg.	in.	mm	in.	mm	in.	mm	in.	mm
96411	EHM4	Electric water heater with heat exchanger	1400 watt /120 VAC	4	--	20.5	9.3	13	330	13	330	12	304	16	406
94106	EHM4-220	Electric water heater with heat exchanger	1500 watt /220 VAC	4	--	20.5	9.3	13	330	13	330	12	304	16	406
93891	EHM6	Electric water heater with heat exchanger	1400 watt /120 VAC	6	23	20.5	9.3	13	330	13	330	15 3/4	400	19 3/4	501.16
94610	EHM6 SST	Electric water heater with stainless steel casing	1400 watt /120 VAC	6	23	20.5	9.3	13	330	13	330	15 3/4	400	19 3/4	501.16
94590	EHM6-220	Electric water heater with heat exchanger	1500 watt /220 VAC	6	23	20.5	9.3	13	330	13	330	15 3/4	400	19 3/4	501.16
94605	EHM6-220 SST	Electric water heater with heat exchanger	1500 watt /220 VAC	6	23	20.5	9.3	13	330	13	330	15 3/4	400	19 3/4	501.16
94575	EHM11-220 SST	Electric water heater with heat exchanger	1500 watt /220 VAC	10.5	40	27.5	12.47	15 3/4	400	15 3/4	400	15 3/4	400	19 3/4	501.16
93882	EHM11	Electric water heater with heat exchanger	1400 watt /120 VAC	10.5	40	26	11.8	15 3/4	400	15 3/4	400	15 3/4	400	19 3/4	501.16
94550	EHM11 SST	Electric water heater with stainless steel casing	1400 watt /120 VAC	10.5	40	26	11.8	15 3/4	400	15 3/4	400	15 3/4	400	19 3/4	501.16
94555	EHM11-220	Electric water heater with heat exchanger	1500 watt /220 VAC	10.5	40	26	11.8	15 3/4	400	15 3/4	400	15 3/4	400	19 3/4	501.16
96335	EHP10	Electric water heater with thermostatically controlled, high-efficiency heat exchanger	1400 watt /120 VAC	10	38	27.5	12.47	15 3/4	400	15 3/4	400	15 3/4	400	19 3/4	501.16
94210	EH20	Electric water heater with heat exchanger	1400 watt /120 VAC	20	76	43	19.5	15 3/4	400	15 3/4	400	29	736.6	33	838.2
94220	EH20-220	Electric water heater with heat exchanger	1500 watt /220 VAC	20	76	43	19.5	15 3/4	400	15 3/4	400	29	736.6	33	838.2
94215	E20	Electric water heater	1400 watt /120 VAC	20	76	40	18.1	15 3/4	400	15 3/4	400	29	736.6	33	838.2
94225	E20-220	Electric water heater	1500 watt /220 VAC	20	76	40	18.1	15 3/4	400	15 3/4	400	29	736.6	33	838.2

* Capacities are based on 150 p.s.i pressure relief valve.

Atwood RV Accessories



Flue Tube Brush-91871 Main Burner Brush-91872

Avoid down time by periodic cleaning of the flue tube and main burner tube. Gets rid of spider webs, leaves and other potential obstructions.



Adjustable Thermostat-93105

Control the temperature of your Atwood electronic ignition water heater from 110° to 150°. Installs easily with a flat blade screwdriver.



Flush Mount Flange

Innovative flange recesses the water heater into the RV sidewall for a more integrated, attractive appearance.



Drain Plugs -91857

For use in Atwood Recreation Vehicle Water Heaters.



Door Mounting Systems

6 gallon pilot-91523 10 gallon pilot-93987

To increase available above floor space, Atwood offers a special door that allows the water heater to be mounted below the floor and behind a baggage door which also reduces the outwardly visible portion of the water heater to only the exhaust grate.



Fused Circuit Board

Atwood's new fused circuit board provides protection for your DSI water heater from voltage spikes and shorts in the electrical system.



Thermal Cut-Off Kit-93866

An Atwood heat fuse helps protect your electronic ignition water heater from damage caused by excessive heat conditions.

Replacement Water Heater

see pg 3 to order by model #

Includes water heater, switch assembly, door, attaching hardware and illustrated assembly instructions.






Atwood Capabilities Brochure

- An overview of Atwood

Atwood Products

Atwood Mobile Products offers a wide range of products for many markets including, but not limited to, the Recreation Vehicle, Agricultural, Commercial, Industrial, Marine, Mass Transit, and Van Conversion industries. Product literature is available by calling 815-877-5700 or asking your regional salesperson.




Atwood Windows & Doors

- Recreation Vehicle
- Mass Transit
- Commercial Bus
- Heavy Truck




Atwood Glass Products

- Recreation Vehicles
- Commercial Vehicles
- Commercial Buildings
- Residential Buildings




Chassis Components

- Agricultural
- Commercial
- Industrial
- Marine
- Recreation Vehicles



Atwood Furnaces

- Recreation Vehicles
- Marine




Atwood Ranges & Cooktops

- Recreation Vehicles
- Marine



Wedgewood Vision Ranges

- Recreation Vehicle



**Atwood Seating Systems
Currently being updated**

- Van Conversion
- Heavy Truck
- Commercial
- Agricultural
- Off-Road



Atwood Marine Products

- Marine



Atwood CO & LP Gas Alarms

- Recreation Vehicle

Atwood Plants

Rockford Operations

4750 Hiawatha Drive
Rockford, IL 61103
Ph: 815-877-5700
FAX: 815-877-7469
*Chassis Components
and Water Heaters*



Greenbrier Operations

6320 Kelly Willis Road
Greenbrier, TN 37073
Ph: 615-643-4556
FAX: 615-643-4616
Ranges and Cooktops



Atwood Center

1120 North Main Street
Elkhart, IN 46761
Ph: 219-264-2131
FAX: 219-264-2136
Windows and Doors



Elkhart Operations

57912 Charlotte Avenue
Elkhart, IN 46517
Ph: 219-522-7891
FAX: 219-522-4188
*Seating Systems
and Hardware*



LaGrange Operations

1775 East U.S. 20
LaGrange, IN 46761
Ph: 219-463-2116
FAX: 219-463-4028
Windows and Doors



Salt Lake Operations

1874 Pioneer Road
Salt Lake City, UT 84104
Ph: 801-972-4621
FAX: 801-973-9836
Furnaces and Gas Alarms



Atwood Mobile Products
4750 Hiawatha Drive • Rockford, IL 61103-1298
PHONE: 815-877-5700 FAX: 815-877-7469
INTERNET: <http://www.atwoodmobile.com>



Note: In most cases, dimensions are rounded to 1/8". Drawings and dimensions subject to change without notice. For pricing, contact your Distributor or Atwood Sales Representative. All specifications and illustrations are based on the latest information at the time of publication. Atwood assumes no responsibility for any error in type or print reproduction of specifications in this literature. Due to our policy of continuous improvement, Atwood reserves the right to make changes in price, color, materials, equipment and specifications and to discontinue models at any time without notice.

